



August 2021 Landscape Management Update



Mountain Park Ranch




Maintenance


- The detail crews focused on all 3 Recreation Centers.
- The crews also focused on a long list of what I call “Punch List” items
- Work Orders: We had 14 official WO this past month and they were resolved with only 3 remaining to be resolved.
 - The 3 still to be resolved will be done by the Tree Department once they get through all the storm damage across the Valley
 - See below of examples of “Punch List” items



Volunteer Tree at Lake @ Rec. #1 removed



Lifted trees over the turf at Golden Poppy Park



Removed dead branch from Texas Ebony Tree

Mountain Park Ranch

Maintenance Update / Irrigation Highlight

On Sunday August 8th we were called out by the Emergency After call center about branches in the road. The were the City of Phoenix's Median. We cleaned them up and dragged them out of the roadway.



Sunday August 15th we were called out by the After Emergency Call center for a large water leak , unfortunately it was the City of Phoenix's. We called It in and they came out sometime on Monday the 16th.

Mountain Park Ranch

Maintenance Update / Tree Trimming

The storms over the last two weeks have not been nice to MPR. We have had numerous trees that were lost due to the high winds and the Microburst that we had the week of August 16th, 2021. The good of the storms is all the rain we get; the downside is the damage they can cause.



Numerous branches have been cleaned up and we did loose this large Saguaro cactus

Mountain Park Ranch
Clean Up 8/20/21

Address:
15216 E Ranch Cir S
Phoenix, AZ 85044

Key:


-  Tree Removal
-  Branches
-  Removal/Root-ball
-  Saguaro Removal

Map of the damage throughout





Small assortment of the type of storm damage we experienced over the last few weeks

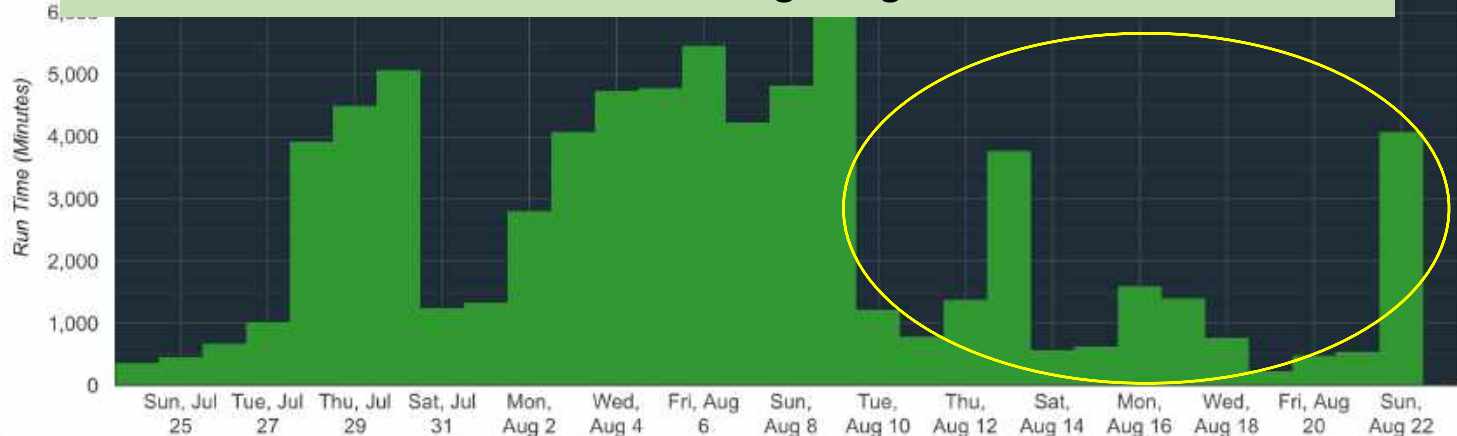




Mountain Park Ranch

Water usage and budget actual vs. predictive

Huge water savings over the last month, but especially the last 14 days. The controllers are doing great managing and shutting down when we receive the rainfall that we have been getting.



Irrigation run times have been automatically adjusting with the recent rains. And will continue to adjust as the weather permits. Currently we are \$15.1K below predictive budget.

2021 WATER MANAGEMENT WORKSHEET

SO FOOTAGE	AREA	DENSITY	ACREAGE	COST PER KGALS	
740,520	45.3%	100%	17.0		
PLANT SF	54.7%	20%	30.5		\$5.87
TOTAL AREA	1,833,508	TOTAL	87.5		

MONTH	Turf Budget		Plants Budget		Total Budgeted		Actual Usage	
	WATER BUDGET (KGAL)	COST PER MONTH	WATER BUDGET (KGAL)	COST PER MONTH	WATER BUDGET (KGAL)	WATER BUDGET	ACTUAL KGAL	ACTUAL COST
JANUARY	1,437.8	\$8,040.14	918.8	\$154.12	1,956.7	\$8,294.26	736	\$4,581.83
FEBRUARY	1,785.4	\$10,468.87	943.8	\$191.19	2,429.8	\$10,660.03	1422	\$7,274.19
MARCH	3,141.0	\$16,437.80	1,133.4	\$336.69	4,274.4	\$18,774.50	2962	\$16,289.36
APRIL	3,750.0	\$22,054.70	1,580.9	\$489.64	5,330.4	\$22,544.39	4320	\$21,574.82
MAY	4,913.4	\$28,254.54	2,542.8	\$792.42	7,446.2	\$32,008.06	4860	\$29,637.20
JUNE	5,183.0	\$30,427.87	2,727.8	\$810.30	7,911.3	\$31,238.38	0	\$0.00
JULY	4,866.3	\$26,566.33	2,560.6	\$780.69	7,426.9	\$32,325.72	0	\$0.00
AUGUST	4,284.4	\$25,149.85	2,254.5	\$699.74	6,538.9	\$25,819.38	0	\$0.00
SEPTEMBER	3,543.8	\$20,802.79	1,491.9	\$443.18	5,035.8	\$21,245.98	0	\$0.00
OCTOBER	2,937.2	\$17,206.29	1,067.7	\$314.20	3,988.9	\$17,520.49	0	\$0.00
NOVEMBER	2,752.9	\$11,767.20	832.4	\$187.89	2,618.3	\$11,965.06	0	\$0.00
DECEMBER	1,880.4	\$8,585.52	438.7	\$130.91	1,829.0	\$8,285.63	0	\$0.00
ANNUAL TOTAL	39,133.0	\$229,710.45	17,572.7	\$5,229.29	56,795.7	\$234,930.74	14399	



Mountain Park Ranch HOA

Tracking		YTD TOTAL (KGALS)				RAINFALL			
DOLLAR TO BUDGET	% TO BUDGET	2019	2020	2021	2019	2020	2021	2021	
\$ (4,912.43)	-6%	4,270	646	736	0.21	0.76	3.19	0.88	
\$ (3,285.6)	-4%	4,721	1110	1438	0.52	0.78	1.56	0.88	
\$ (3,457.8)	-5%	4,374	723	2962	0.04	0.85	0.91	0.37	
\$ (4,480.0)	-6%	3,668	1476	4320	0.06	0.89	3.08	0.81	
\$ (4,401.0)	-6%	3,900	3899	4860	0.00	0.16	0.80	0.80	
\$ (4,401.0)	0%	3,900	3899	0	0.00	0.80	0.00	0.00	
\$ (4,401.0)	0%	10,249	12,818	0	0.16	0.73	0.16	0.16	
\$ (4,401.0)	0%	7,404	9,867	0	1.90	0.84	0.90	0.90	
\$ (4,401.0)	0%	6,153	9,632	0	0.45	0.25	3.00	0.00	
\$ (4,401.0)	0%	4,298	2,887	0	0.36	0.66	0.00	0.00	
\$ (4,401.0)	0%	3,540	2,959	0	0.36	1.55	0.80	0.80	
\$ (4,401.0)	0%	3,420	3,640	0	0.16	0.74	0.00	0.00	
\$ (15,182.71)	32%	67,792	30,707	14399	3.47	8.29	3.52	1.88	

We will send updated data in next months report



YTD TO BUDGET	YTD DIFF. vs 2019
-\$15,182.71	\$ 74,357.32

Historical Annual Totals	
2018	\$ 288,405.00
2019	\$ -
2020	\$ 175,499.26
2021	\$ 74,267.32

