




June 2022 Landscape Management Update



Mountain Park Ranch



**Maintenance**

- We are now starting to cycle through the community and making sure the plant material is being maintained to fit the space it is planted in.
- Turf management : We will be verticutting some park areas to break up the thatch that is still present in the turf. See page # 5 more info.
- Work Orders: Only 3 WO this month all completed within 7 days of receiving them.
- We still have a couple pending for tree trimming and these will be done prior to the tree trimming being completed for the community .
- The crew focused on west Chandler Blvd & Thunderhill: See page # 3 for map of the area we have been cleaning.
- Tree trimming is moving along great, see page #4 for recent areas of service

★ Water conservation continues to be a concern and is closely watched. The Arizona Department of Water Resources declared a stage 1 restriction with the next stage 2 anticipated for August 1, 2022. We are managing the water as tight as we can and have just recently increased some of the turf areas to get a more balanced coverage. See page #6 for water use to date.



Homes: 6000 - Plus  
Commercial Locations  
Residents: Over 20,000  
Granite: 35 acres  
Turf: 17 acres  
Trees: 2667  
Irrigation Controllers: 63  
Irrigation Valves: 784  
Sprinkler Heads: 1,460  
Backflows: 63  
Valve of Common Area  
Landscape **\$18,530,000**









## Mountain Park Ranch Maintenance Update / Wash Cleaning

Area below has been the area of maintenance for the last 30 days. We also did a "deep" blow out for Thunderhill in preparation for the 4<sup>th</sup> of July parade. After recent windstorms we will revisit this area the Thursday prior to the Holiday Weekend!





The trimming continues and we have approximately 2 more weeks for completion, all Palms were completed at the end of May first part of June

## Mountain Park Ranch Week 9

**Goal: 10 Weeks & 1 Day**

**Address:**  
15216E Ranch Cir 5  
Phoenix, AZ 85044

**Trees:**  
African Sumac  
Blue Palo Verde  
Chinese Pistache  
Cottonwood  
Desert Museum  
Eucalyptus  
Fan Tex Ash  
Feather Tree  
Honey Mesquite  
Ironwood  
Mesquite  
Palo Brea  
Shoestring Acacia  
Sweet Acacia  
Willow Acacia

**Key:**  
 Trimming

**Daily Cycle:**





We will be verticutting the turf in some parks the remainder of this month. This will help in the process of getting rid of the dead thatch left over from the Winter Rye.

### What is the purpose of Verticutting?

In essence, Verticutting is the process of **removing the thatch buildup that is on the lawn, allowing the turf to breathe better**. It allows the grass to absorb nutrients and moisture more efficiently. It does this by ensuring that all the moisture is absorbed by the fresh, young blades of grass instead of the thatch



We will be performing the Verticutting by using a tow behind drag mat with 2 ¼" tines that will break up the built-up thatch. Once dragged it will then be vacuumed up with ride on mowers and tow behind lawn vacuum.



We need to break up the dead thatch material

### 2022 WATER MANAGEMENT WORKSHEET

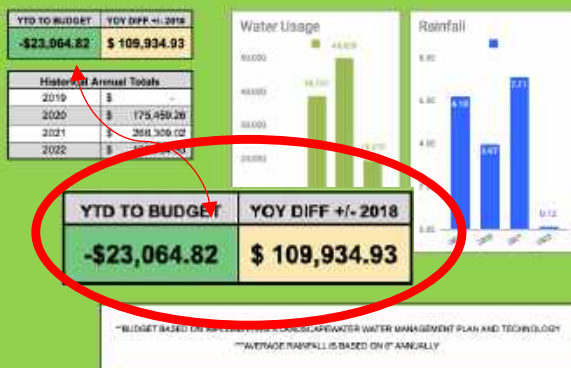
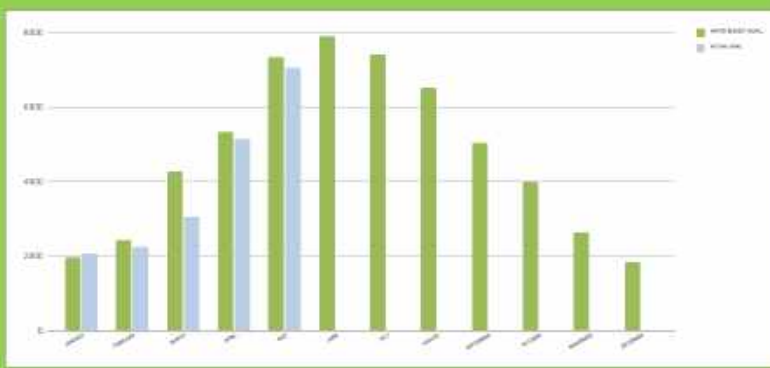
	SQ FOOTAGE	AREA	DENSITY	ACREAGE	COST PER KGALS
TURF SF	740,520	45.3%	100%	17.0	\$8.78
PLANT SF	602,880	54.7%	20%	20.5	
TOTAL AREA	1,333,500		TOTAL	37.5	

MONTH	Turf Budget		Plants Budget		Total Budgeted		Actual Usage	
	WATER BUDGET (KGAL)	COST PER MONTH	WATER BUDGET (KGAL)	COST PER MONTH	WATER BUDGET (KGAL)	WATER BUDGET	ACTUAL KGAL	ACTUAL COST
JANUARY	1,437.8	\$12,034.26	516.8	\$154.12	1,956.7	\$12,778.38	2075	\$11,292.84
FEBRUARY	1,783.4	\$15,658.42	643.5	\$191.16	2,426.9	\$15,849.58	2234	\$12,166.97
MARCH	3,141.0	\$27,578.32	1,133.4	\$339.89	4,274.4	\$27,915.01	3045	\$17,071.26
APRIL	3,755.0	\$32,973.24	1,560.8	\$469.64	5,316.4	\$33,442.88	3156	\$28,438.57
MAY	4,813.4	\$42,261.48	2,332.8	\$752.42	7,146.2	\$43,013.89	7080	\$40,385.89
JUNE	5,183.0	\$45,512.36	2,727.0	\$810.30	7,911.3	\$46,322.60	0	\$0.00
JULY	4,886.3	\$42,725.89	2,560.8	\$760.69	7,426.9	\$43,486.57	0	\$0.00
AUGUST	4,294.4	\$37,617.36	2,254.5	\$669.74	6,538.9	\$38,287.09	0	\$0.00
SEPTEMBER	3,543.9	\$31,115.59	1,491.9	\$443.18	5,035.8	\$31,558.78	0	\$0.00
OCTOBER	2,931.2	\$25,736.16	1,067.7	\$314.18	3,988.9	\$26,050.36	0	\$0.00
NOVEMBER	2,002.9	\$17,685.73	632.4	\$187.86	2,635.3	\$17,773.58	0	\$0.00
DECEMBER	1,389.4	\$12,168.55	438.7	\$130.31	1,828.0	\$12,305.86	0	\$0.00
ANNUAL TOTAL	39,133.0	\$343,587.35	17,572.7	\$5,220.29	56,705.7	\$348,807.65	19570	\$ 109,934.93



### Mountain Park Ranch HOA

Tracking		YOY TOTAL (KGALS)				RAINFALL			
DOLLAR TO BUDGET	% TO BUDGET	2018	2019	2021	2022	2019	2020	2021	2022
\$ (1,485.54)	88%	0	480	198	2006	0.74	0.19	0.68	0.13
\$ (3,683.61)	77%	0	1,115	1432	2234	1.76	1.36	0.00	
\$ (19,243.75)	63%	0	723	3881	3045	0.55	0.91	0.37	
\$ (5,003.91)	85%	0	1,474	5546	6166	0.09	0.09	0.01	
\$ (2,648.00)	94%	0	2,327	8014	7080	0.10	0.00	0.00	
\$ -	0%	0	3,394	8421	0	0.00	0.00	0.17	
\$ -	0%	0	5,114	4789	0	0.17	0.11	1.73	
\$ -	0%	0	6,887	3457	0	0.04	0.80	1.54	
\$ -	0%	0	5,930	2542	0	0.25	0.00	0.76	
\$ -	0%	0	2,581	8951	0	0.00	0.00	0.32	
\$ -	0%	0	2,699	4807	0	1.55	0.00	0.00	
\$ -	0%	0	3,446	1485	0	0.70	0.45	1.63	
\$ (23,064.82)	32%	0	14,767	48618	19570	6.18	3.97	7.11	0.13



So far this year we have managed the water with using 1,771 K Gallons less than budget. This continues to be a big point of our Landscape Management For MPR. With zero recorded rain so far this year we are looking forward to a heavier than normal Monsoon Season. Year to date we are \$23K below budget.



Red Arrow indicates Controllers' self adjusting with the increase in temperatures, up on average 11 degrees vs. May.

