



June 2021 Landscape Management Update



Mountain Park Ranch




Maintenance

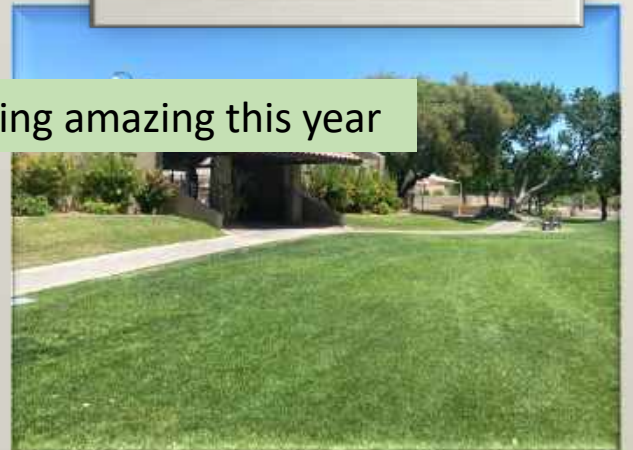
- Summer turf is looking amazing this year, see pictures below. We will continue to massage the water and nutrients to keep the turf at the highest level possible.
- Crews are starting to work on eliminating the Red Yucca Stalks throughout the community.
- This month the detail crew will be working on the raised planter beds along Ray road.
- Work Orders: We had only 5 official WO this past month and they were taken care of within 72 hours.
- Wash Cleanings, we cleaned 3 separate washes this month. See page #2 for wash locations. Before and after pictures below



Washes prior to cleaning



Summer turf is looking amazing this year





Mountain Park Ranch

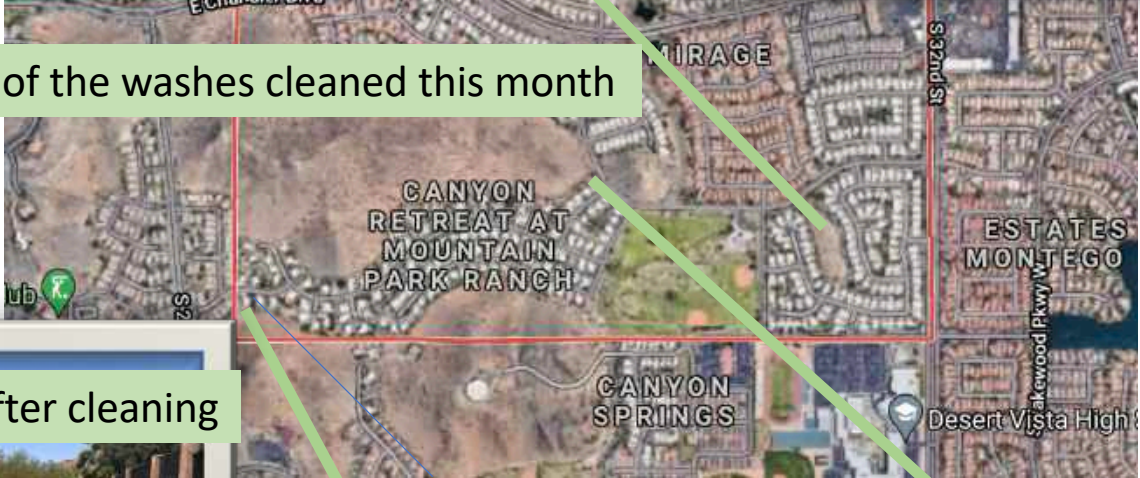
Maintenance Update / Wash Cleanings

Wash Cleanings, see map for last area cleaned



Wash after cleaning

Locations of the washes cleaned this month



Wash after cleaning

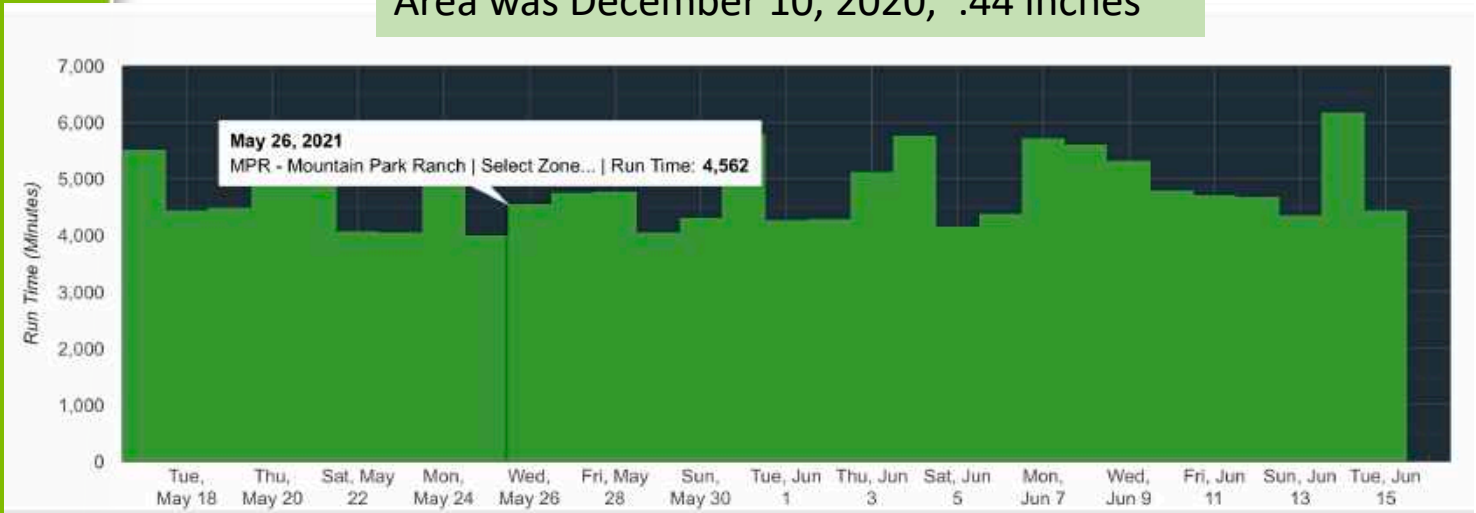




Mountain Park Ranch

Water usage and Excessive Heat notifications

Last measurable rain on the Phoenix Metro Area was December 10, 2020, .44 inches



Irrigation run times have been significantly increased due to excessive heat. Currently we are \$11.8K below Predictive budget. Saving it for times like right now

7 Day Forecast

Weather for Phoenix, Arizona

More at [Dark Sky](#)



104°
and rising

Clear

Wind: 3 mph (S)

Today



116°



87°

Thu



117°



86°

Fri



117°



87°

Sat



114°



87°

Sun



115°



89°

Mon



110°



84°

Tue



110°



81°

Wed



110°



79°

Excessive Heat Warning



Mountain Park Ranch

Water Budget update.

Year to date we are \$11.8K below our predictive budget

2021 WATER MANAGEMENT WORKSHEET

	SQ FOOTAGE	AREA	DENSITY	ACREAGE	COST PER KGALS	
TURF SF	740,536	45.3%	100%	17.0	\$5.87	
PLANT SF	892,896	54.7%	20%	20.5		
TOTAL AREA	1,433,536	TOTAL		37.5		

MONTH	Turf Budget		Plants Budget		Total Budgeted		Actual Usage	
	WATER BUDGET (KGAL)	COST PER MONTH	WATER BUDGET (KGAL)	COST PER MONTH	WATER BUDGET (KGAL)	WATER BUDGET	ACTUAL KGAL	ACTUAL COST
JANUARY	1,437.8	\$8,440.14	918.8	\$154.12	1,956.7	\$8,954.26	736	\$4,501.83
FEBRUARY	1,783.4	\$10,468.67	643.5	\$191.16	2,426.9	\$10,559.83	1422	\$7,274.79
MARCH	3,541.0	\$18,437.60	1,133.4	\$336.89	4,274.4	\$18,774.58	2982	\$16,285.28
APRIL	3,755.8	\$22,944.75	1,580.9	\$489.64	5,336.4	\$22,514.39	4320	\$21,574.82
MAY	4,613.4	\$28,254.54	2,032.8	\$752.42	7,346.2	\$29,006.96	0	\$0.00
JUNE	5,183.6	\$30,427.97	2,727.6	\$810.30	7,911.3	\$31,238.26	0	\$0.00
JULY	4,866.3	\$28,505.03	2,009.9	\$780.89	7,426.9	\$29,325.72	0	\$0.00
AUGUST	4,284.4	\$25,149.65	2,254.5	\$689.74	6,538.9	\$26,919.38	0	\$0.00
SEPTEMBER	3,543.9	\$20,802.79	1,481.9	\$443.18	5,035.8	\$21,345.98	0	\$0.00
OCTOBER	2,931.2	\$17,206.28	1,067.7	\$314.20	3,998.9	\$17,520.48	0	\$0.00
NOVEMBER	2,002.9	\$11,757.20	632.4	\$187.86	2,635.3	\$11,945.06	0	\$0.00
DECEMBER	1,389.4	\$8,199.92	436.7	\$130.31	1,826.0	\$8,285.63	0	\$0.00
ANNUAL TOTAL	38,133.0	\$229,710.45	17,572.7	\$5,226.29	56,705.7	\$234,936.74	9460	\$ 48,720.12

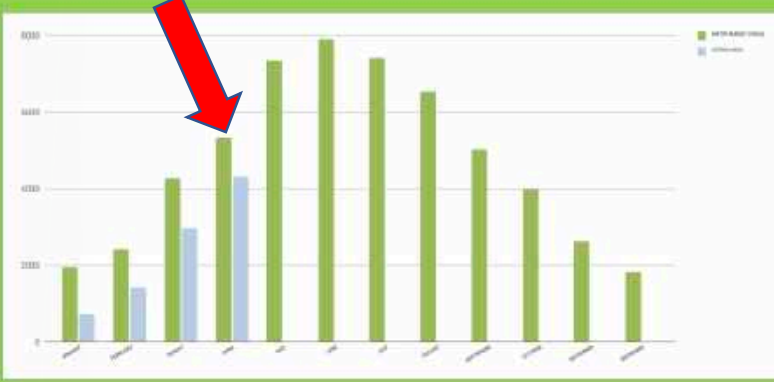


Mountain Park Ranch HOA

YOY TOTAL (KGALS)				RAINFALL			
2018	2019	2020	2021	2018	2019	2020	2021
4,270	0	448	738	0.31	0.74	0.18	0.88
3,721	0	1175	1422	0.52	1.26	1.34	0.00
4,014	0	128	2982	0.54	0.88	0.81	0.27
5,485	0	1474	4320	0.00	0.08	0.88	0.81
8,000	0	2987	0	0.00	0.16	0.00	0.00
8,491	0	3994	0	0.00	0.00	0.00	0.00
10,891	0	5514	0	0.10	0.17	0.10	0.00
7,404	0	5832	0	0.80	0.34	0.60	0.00
6,750	0	5832	0	0.43	0.28	0.00	0.00
4,288	0	2581	0	0.18	0.06	0.00	0.00
3,940	0	2889	0	0.30	1.58	0.00	0.00
3,500	0	5949	0	0.18	0.79	0.00	0.00
87,782	0	38787	9460	5.47	0.28	0.52	1.88

Tracking

DOLLAR TO BUDGET	% TO BUDGET
\$ (4,012.43)	82%
\$ (3,385.84)	68%
\$ (3,486.31)	81%
\$ (938.57)	96%
\$ -	0%
\$ -	0%
\$ -	0%
\$ -	0%
\$ -	0%
\$ -	0%
\$ -	0%
\$ -	0%
\$ -	0%
\$ -	0%
\$ -	0%
\$ (11,822.95)	21%



YTD TO BUDGET	YOY DIFF vs 2018
-\$11,822.95	\$ 48,720.12

Historical Annual Totals	
2018	\$ 269,406.00
2019	\$ -
2020	\$ 175,850.28
2021	\$ 48,720.12



*BUDGET BASED ON IMPLEMENTING A LANDSCAPEWATER WATER MANAGEMENT PLAN AND TECHNOLOGY
 **AVERAGE RAINFALL IS BASED ON 8 ANNUALLY



Thank You for Allowing ProQual Landscaping to continue to be your trusted advisor for Landscape and Water Management