PROQUAL LANDSCAPING

October 2021 Landscape Management Update

Mountain Park Ranch

Mountain Park Ranch

Maintenance Update

Maintenance

- We have been prepping the community for Winter Overseeding (see pages # 3 & 4)
- All turf watering was completely off for 4 weeks, increasing the water savings for 2021. This will be used for the extra watering needed to germinate the seed.
- Work Orders: We had 15 (see below) official WO this past month and they were resolved and closed.
- We trimmed out and detailed all 3 Recreation Centers this month.
- Re cleaned 4 different washes after receiving more heavy rains.

Looking Ahead

- Seed has been installed and first cuts will be the Week of November 2nd.
- We will begin making the Sustainable Landscape Management "SLM" Cutbacks on all Mexican Bird of Paradise and Oleanders through out.
- First granular application of premium fertilizer will occur after the second cut on all turf.

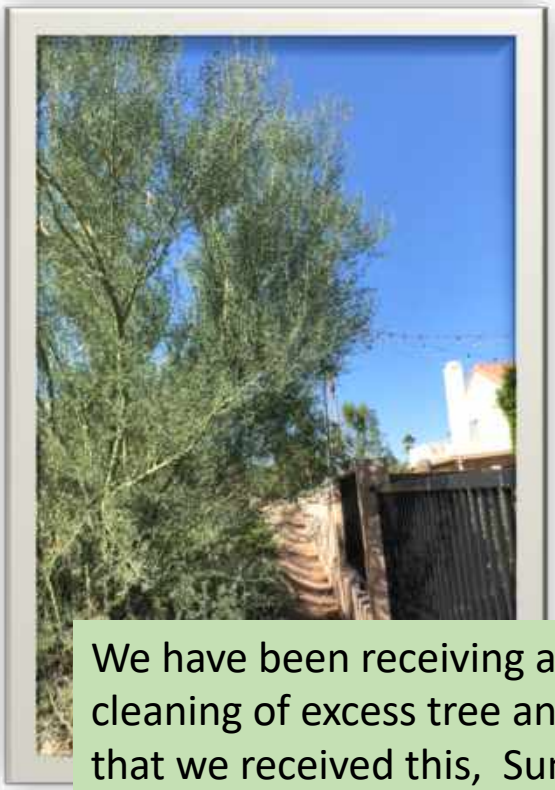

We have been receiving a lot of WO for trimming and or cleaning of excess tree and plant growth from the rains that we received this, Summer.

PROQUAL LANDSCAPING

Mountain Park Ranch

Maintenance Update



Trees in front of Walgreens were lifted per the request of the City and Walgreens

WO#12126912 Branch snapped in storms and went to side yard, cleaned up.

PRO QUAL LANDSCAPING

Mountain Park Ranch

Maintenance Update / Overseeding Process

This year we applied and growth regulator to all summer turf prior to the last cut to stall the regrowth of the summer turf during the excessive watering to get the Rye seed to germinate

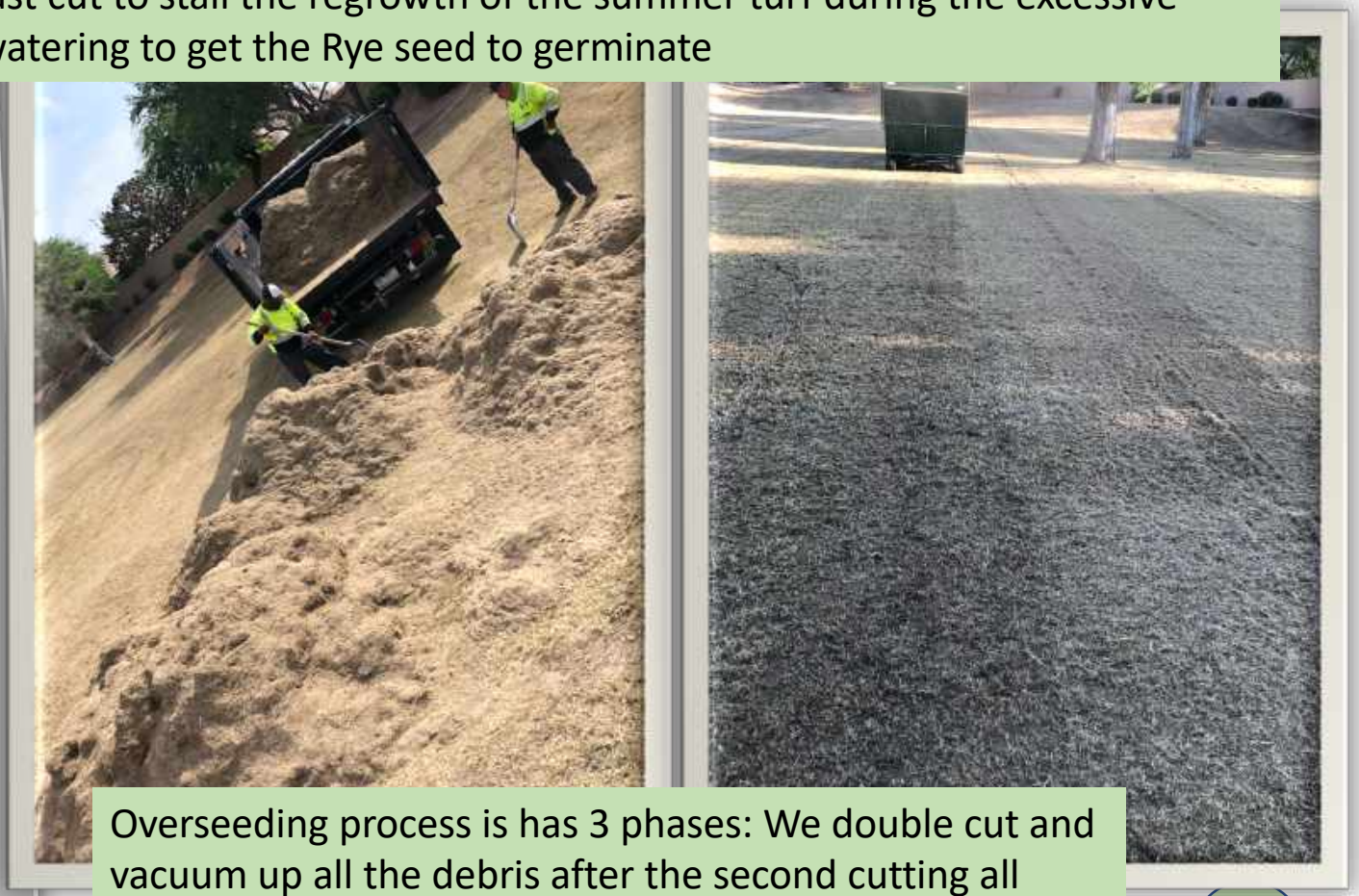

Overseeding process is has 3 phases: We double cut and vacuum up all the debris after the second cutting all prior to the actual seed be applied.

PRO QUAL LANDSCAPING

Mountain Park Ranch

Maintenance Update / Overseeding 2021

The team takes a lot of pride in preparation and the seed application. They all love the way the community pops with the beautiful winter turf.



Over 18 tons of grass clippings hauled to the landfill with over 8,500 Lbs. of Premium Rye Seed is applied.

PRO QUAL LANDSCAPING

Mountain Park Ranch

Maintenance Update / Water Monitoring

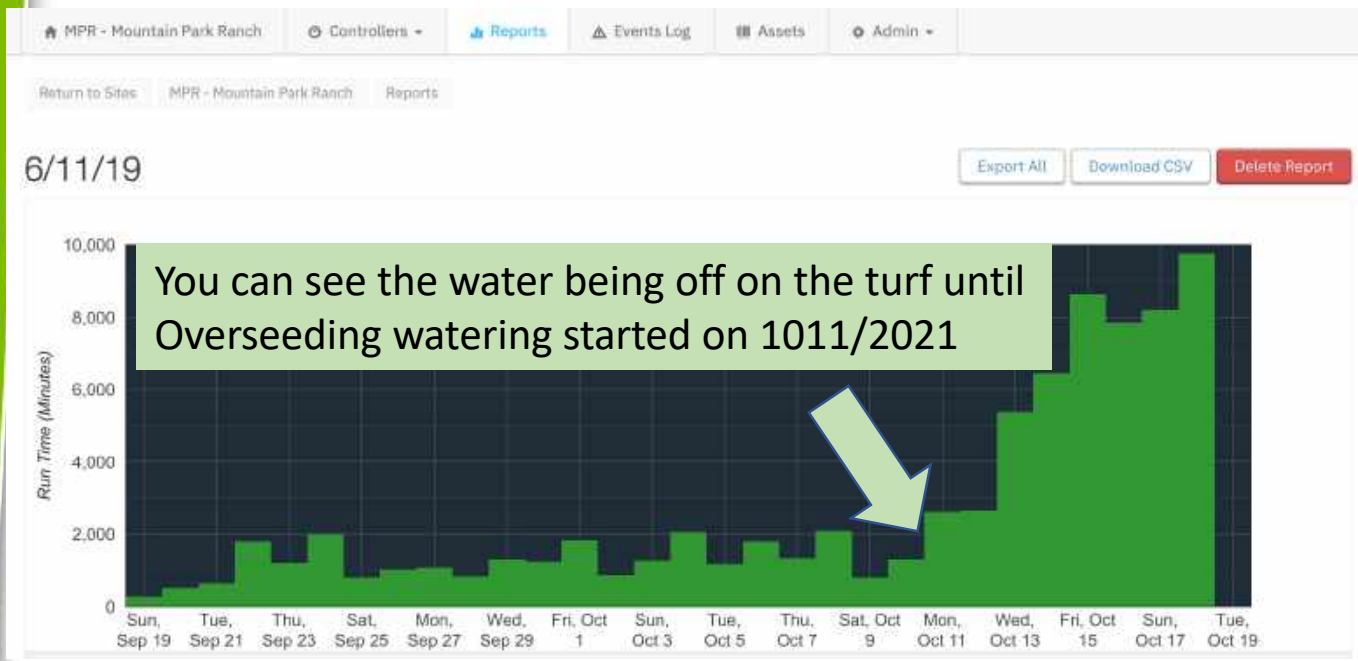

Did you know we monitor your water 24/ 7 - 365 Days per year.
The Smart Link system sends us daily updates after each adjustment

2021 WATER MANAGEMENT WORKSHEET

	SQ FOOTAGE	AREA	DENSITY	ACREAGE	COST PER KGALS
TURF SF	740,520	45.3%	100%	17.0	$5.67
PLANT SF	892,980	54.7%	20%	20.6	
TOTAL AREA	1,633,500		TOTAL	37.5	

	Turf Budget		Plants Budget		Total Budgeted		Actual Usage	
MONTH	WATER BUDGET (KGAL)	COST PER MONTH	WATER BUDGET (KGAL)	COST PER MONTH	WATER BUDGET (KGAL)	WATER BUDGET	ACTUAL KGAL	ACTUAL COST
JANUARY	1,437.8	$8,440.14	518.8	$154.12	1,956.7	$8,594.26	736	$4,561.83
FEBRUARY	1,783.4	$10,468.67	643.5	$191.16	2,426.9	$10,659.83	1422	$7,274.19
MARCH	3,141.0	$18,437.90	1,133.4	$336.69	4,274.4	$18,774.59	2982	$15,289.28
APRIL	3,755.5	$22,044.75	1,580.9	$469.64	5,336.4	$22,514.39	4320	$21,574.62
MAY	4,813.4	$28,254.54	2,532.8	$752.42	7,346.2	$29,006.96	4899	$25,637.20
JUNE	5,183.6	$30,427.97	2,727.6	$810.30	7,911.3	$31,236.26	4856	$25,316.65
JULY	4,866.3	$28,565.03	2,560.4	$760.69	7,426.9	$29,325.72	3434	$18,049.85
AUGUST	4,284.4	$25,149.65	2,254.5	$669.74	6,538.9	$25,819.38	2671	$14,127.05
SEPTEMBER	3,543.9	$20,802.79	1,491.9	$443.18	5,035.8	$21,245.98	2175	$11,763.13
OCTOBER	2,931.2	$17,206.29	1,057.7	$314.20	3,988.9	$17,520.49	0	$0.00
NOVEMBER	2,002.9	$11,757.20	632.4	$187.86	2,635.3	$11,945.06	0	$0.00
DECEMBER	1,389.4	$8,155.52	438.7	$130.31	1,828.0	$8,285.83	0	$0.00
ANNUAL TOTAL	39,133.0	$229,710.45	17,572.7	$5,220.29	56,705.7	$234,930.74	27495	$ 143,614.00

PRO QUAL LANDSCAPING

Tracking	
DOLLAR TO BUDGET	% TO BUDGET
$ (4,012.43)	53%
$ (3,385.64)	68%
$ (3,485.31)	81%
$ (939.57)	96%
$ (3,369.76)	88%
$ (5,921.61)	81%
$ (11,275.67)	62%
$ (11,692.33)	55%
$ (9,482.85)	55%
$ -	0%
$ -	0%
$ -	0%
$ (53,565.37)	61%

Mountain Park Ranch HOA

YOY TOTAL (KGALS)				RAINFALL			
2018	2019	2020	2021	2018	2019	2020	2021
4,276	0	440	736	0.21	0.74	0.19	0.69
3,721	0	1115	1422	0.52	1.79	1.34	0.00
4,014	0	723	2982	0.04	0.55	0.91	0.37
5,445	0	1474	4320	0.00	0.09	0.09	0.01
6,506	0	2907	4899	0.00	0.10	0.00	0.00
6,481	0	3994	4899	0.00	0.00	0.00	
10,091	0	5314	9434	0.70	0.17	0.10	
7,404	0	5607	2671	1.00	0.24	0.00	
9,153	0	9933	2175	0.43	0.26	0.00	
4,258	0	2581	0	0.00	0.00	0.00	
3,946	0	2989	0	0.00	1.55	0.00	
3,505	0	5348	0	0.19	0.70		
67,792	0	36707	21495	3.47	6.09	3.52	1.06

YTD TO BUDGET	YOY DIFF +/- 2018
-$53,565.37	$ 143,614.00

Historical Annual Totals	
2018	$ 289,405.00
2019	$ -
2020	$ 178,459.26
2021	$ 143,614.00



**BUDGET BASED ON IMPLEMENTING A LANDSCAPE/WATER WATER MANAGEMENT PLAN
***AVERAGE RAINFALL IS BASED ON 6" ANNUALLY