



February 2023 Landscape Management Update



Mountain Park Ranch



Maintenance:

- Spring is right around the corner and the team is getting MPR Prepared:
 - SLM Cutbacks are on schedule and will be wrapped up middle of April.
 - Washes are consistently being inspected after weather events and cleaned when warranted.
 - Pre -Emergent for all turf areas and fertilizer has been applied.
 - Olive Trees have been trimmed and the trees have been treated for the prevention of fruit and reduction in overall Olive output.
See Page # 4
- On the evening of 2/14 we had a storm and lost 3 trees within the community. See page # 5
- Water Management , water usage continues to be closely monitored and year to date we are **\$30.5K** below estimated budget. ***We will have a final usage for 2022 after all data has been calculated. See Page #7 for results for 2022***
- The 2023 budget has been set at \$340K
- Irrigation Technician has been focusing on turf health and making sure all the turf areas are using the minimal amount of water needed for successful and healthy turf.

Looking ahead:

- The team will continue to rotate through washes and make sure they are of any obstructions and can flow properly.
- SLM cutbacks will continue to be performed as we continue our cycle through the community.

Homes: 6000 - Plus Commercial Locations
 Residents: Over 20,000
 Granite: 35 acres
 Turf: 17 acres
 Trees: 2667
 Irrigation Controllers: 63
 Irrigation Valves: 784
 Sprinkler Heads: 1,460
 Pumps: 63
 Value of Common Area Landscape **\$18,530,000**



Mountain Park Ranch


Maintenance Update / General Maintenance




Selective weed spraying throughout the community



Worked with Preston and removed an old bench



SLM Cutbacks




Mountain Park Ranch Olive Trimming 2023

Goal: 4 Days

Address:
4155 E Cholla Canyon Dr
Phoenix, AZ 85044

Trees:
Olive

Key:

 Trimming

Daily Cycle:



Mountain Park Ranch

Maintenance Update
Storm Damage from 2/1/4/2023

We had a nice Valentine evening storm come through and we lost 3 significant trees within the community. Eddie came out in the middle Of the night and was able to clear the roadways and then Arbor Department was on site early on 2/15/2023 to clean up the damage.



2022 WATER MANAGEMENT WORKSHEET

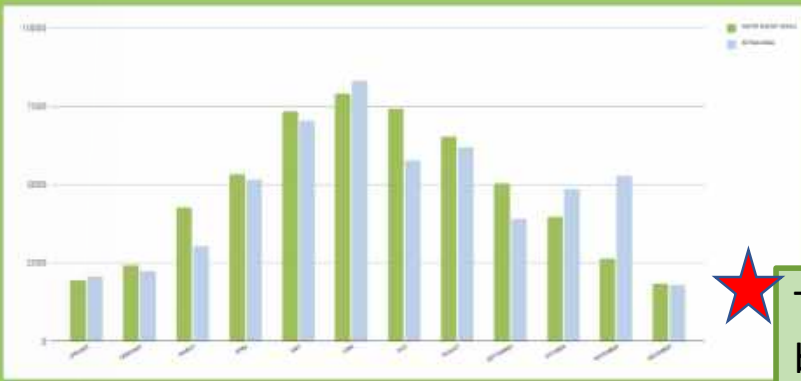
SO FOOTAGE	AREA	DENSITY	ACREAGE	COST PER KGALS
TURF SF: 740,520	45.3%	100%	17.0	\$ 78
PLANT SF: 862,980	54.7%	20%	20.5	
TOTAL AREA: 1,603,500		TOTAL	37.5	

MONTH	Turf Budget		Plants Budget		Total Budgeted		Actual Usage	
	WATER BUDGET (KGAL)	COST PER MONTH	WATER BUDGET (KGAL)	COST PER MONTH	WATER BUDGET (KGAL)	WATER BUDGET	ACTUAL KGAL	ACTUAL COST
JANUARY	1,437.8	\$12,624.26	518.8	\$154.12	1,956.7	\$12,778.38	2075	\$11,282.84
FEBRUARY	1,783.4	\$15,656.42	643.5	\$191.16	2,426.9	\$19,848.58	2234	\$17,165.97
MARCH	3,141.0	\$27,576.32	1,133.4	\$336.68	4,274.4	\$27,915.01	3045	\$17,671.26
APRIL	3,755.5	\$32,973.24	1,580.9	\$489.64	5,336.4	\$33,442.88	5156	\$28,438.97
MAY	4,813.4	\$42,261.45	2,532.8	\$752.42	7,346.2	\$43,013.89	7060	\$40,365.89
JUNE	5,183.6	\$45,512.36	2,727.6	\$810.30	7,911.3	\$46,322.66	8336	\$47,443.68
JULY	4,866.3	\$42,725.89	2,580.6	\$760.69	7,426.9	\$43,486.57	5766	\$33,255.09
AUGUST	4,284.4	\$37,617.36	2,254.5	\$669.74	6,538.9	\$38,287.09	5209	\$36,713.21
SEPTEMBER	3,543.9	\$31,115.59	1,481.9	\$443.18	5,035.8	\$31,558.78	3699	\$22,047.15
OCTOBER	2,931.2	\$25,736.16	1,057.7	\$314.20	3,988.9	\$26,050.36	4845	\$26,434.73
NOVEMBER	2,002.9	\$17,585.73	632.4	\$187.86	2,635.3	\$17,773.58	5272	\$26,852.06
DECEMBER	1,389.4	\$12,198.55	438.7	\$130.31	1,828.0	\$12,328.86	1776	\$10,623.88
ANNUAL TOTAL	39,133.0	\$343,587.35	17,572.7	\$5,220.29	56,705.7	\$348,807.65	55673	\$ 318,308.73



Mountain Park Ranch HOA

Tracking			
DOLLAR TO BUDGET	% TO BUDGET	YOY TOTAL (KGALS)	
\$ (1,485.54)	88%	2018	2019
\$ (3,683.61)	77%	2020	2021
\$ (10,243.75)	63%	2022	2023
\$ (6,003.91)	89%	RAINFALL	
\$ (2,648.00)	94%	2018	2019
\$ 1,121.02	102%	2020	2021
\$ (10,231.48)	76%	2022	2023
\$ (2,573.88)	93%		
\$ (9,511.63)	70%		
\$ 388.38	101%		
\$ 15,078.48	185%		
\$ (1,704.98)	86%		
\$ (30,498.92)	91%		



★ The year ended up at 91% to budgeted number of gallons and Right at \$30K below budget

2023 WATER MANAGEMENT WORKSHEET

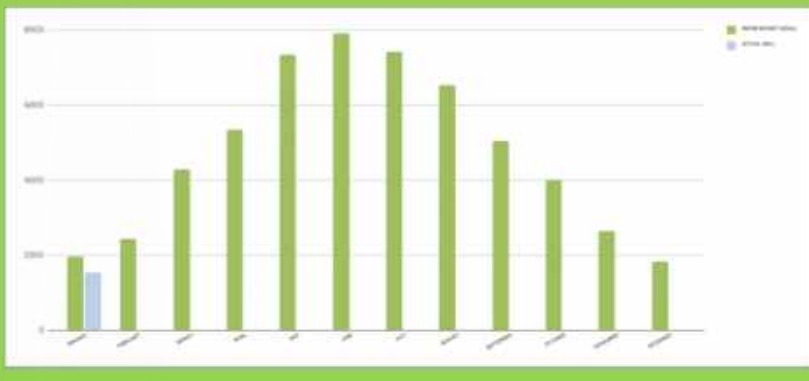
SO FOOTAGE	AREA	DENSITY	ACREAGE	COST PER KGALS
TURF SF: 740,520	45.3%	100%	17.0	\$ 78
PLANT SF: 862,980	54.7%	20%	20.5	
TOTAL AREA: 1,603,500		TOTAL	37.5	

MONTH	Turf Budget		Plants Budget		Total Budgeted		Actual Usage	
	WATER BUDGET (KGAL)	COST PER MONTH	WATER BUDGET (KGAL)	COST PER MONTH	WATER BUDGET (KGAL)	WATER BUDGET	ACTUAL KGAL	ACTUAL COST
JANUARY	1,437.8	\$12,624.26	518.8	\$154.12	1,956.7	\$12,778.38	1536	\$9,561.98
FEBRUARY	1,783.4	\$15,656.42	643.5	\$191.16	2,426.9	\$19,848.58	0	\$ 0.00
MARCH	3,141.0	\$27,576.32	1,133.4	\$336.68	4,274.4	\$27,915.01	0	\$ 0.00
APRIL	3,755.5	\$32,973.24	1,580.9	\$489.64	5,336.4	\$33,442.88	0	\$ 0.00
MAY	4,813.4	\$42,261.45	2,532.8	\$752.42	7,346.2	\$43,013.89	0	\$ 0.00
JUNE	5,183.6	\$45,512.36	2,727.6	\$810.30	7,911.3	\$46,322.66	0	\$ 0.00
JULY	4,866.3	\$42,725.89	2,580.6	\$760.69	7,426.9	\$43,486.57	0	\$ 0.00
AUGUST	4,284.4	\$37,617.36	2,254.5	\$669.74	6,538.9	\$38,287.09	0	\$ 0.00
SEPTEMBER	3,543.9	\$31,115.59	1,481.9	\$443.18	5,035.8	\$31,558.78	0	\$ 0.00
OCTOBER	2,931.2	\$25,736.16	1,057.7	\$314.20	3,988.9	\$26,050.36	0	\$ 0.00
NOVEMBER	2,002.9	\$17,585.73	632.4	\$187.86	2,635.3	\$17,773.58	0	\$ 0.00
DECEMBER	1,389.4	\$12,198.55	438.7	\$130.31	1,828.0	\$12,328.86	0	\$ 0.00
ANNUAL TOTAL	39,133.0	\$343,587.35	17,572.7	\$5,220.29	56,705.7	\$348,807.65	1536	\$ 9,561.98



Mountain Park Ranch HOA

Tracking			
DOLLAR TO BUDGET	% TO BUDGET	YOY TOTAL (KGALS)	
\$ (3,216.40)	75%	2020	2021
\$ -	0%	2022	2023
\$ -	0%	RAINFALL	
\$ -	0%	2020	2021
\$ -	0%	2022	2023
\$ -	0%		
\$ -	0%		
\$ -	0%		
\$ -	0%		
\$ -	0%		
\$ -	0%		
\$ -	0%		
\$ (3,216.40)	3%		



★ Great start to the year, we only used 75% of budgeted gallons

