



PROQUAL  
LANDSCAPING

March 2023 Landscape Management Update



Mountain Park Ranch



### Maintenance:

- Spring is right around the corner and the team is getting MPR Prepared:
  - SLM Cutbacks are on schedule and will be wrapped and on pace to be finished by the end of April
  - We took a break on the SLM process to clean some washes from all the recent rain events. See Page # 6
  - For 3 days in March the Spray Department post treated the community for any weeds that were starting to appear.
  - Phase 1 of the annual tree trimming was completed this month. See Page # 4 for map of area and trimming.
- On the evening of 3/1 we had a storm and lost 4 trees within the community. See page # 5
- Water usage has been minimal and continues to build a reserve for the summer months. See page # 7

### Looking ahead:

- The team will continue to rotate through washes and make sure they are clear of any obstructions and can flow properly.
- SLM cutbacks will continue to be performed as we continue our cycle through the community.

Homes: 6000 - Plus Commercial Locations  
Residents: Over 20,000  
Granite: 35 acres  
Turf: 17 acres  
Trees: 2667  
Irrigation Controllers: 63  
Irrigation Valves: 784  
Sprinkler Heads: 1,460  
Backflows: 63  
Value of Common Area Landscape **\$18,530,000**





We lost a Saguaro during March 1<sup>st</sup> storm



Cleaning under the SRP Easement



Rec. #1 Turf is amazing

**33<sup>rd</sup> Street Landscape Refresh:**  
Area in Red will receive plants, trees, drip irrigation and granite and area in green will also get new drip irrigation



The first round of tree trimming was completed March 8th through March 15<sup>th</sup> .



### Mountain Park Ranch Trimming 2023 March

Goal: 5 Days

Address:  
15402 S 42<sup>nd</sup> St  
Phoenix, AZ 85044

Trees:  
African Sumac  
Blue Palo Verde  
Desert Museum  
Ironwood  
Palo Brea  
Palo Blanco  
Mesquite  
Shoestring Acacia  
Sisso  
Sweet Acacia  
Texas Ebony  
Willow Acacia

Key:  
 Trimming

Daily Cycle:



## Mountain Park Ranch

Storm damage clean up from the night of March 1st

We had a high wind storm the evening of March 1<sup>st</sup> and we lost 4 assorted trees within the community. The ProQual Arbor team was on sight first light and had it all cleaned up by mid day

Mountain Park Ranch  
Clean Up 3/2/23

Address:  
4173 E Graythorn Ave  
Phoenix, AZ 85044



Key:

-  Tree Removal
-  Branches
-  Removal/Root-ball
-  Saguaro Removal



## Mountain Park Ranch

Wash cleanings and pathway clearing



## 2023 WATER MANAGEMENT WORKSHEET

	SQ FOOTAGE	AREA	DENSITY	ACREAGE	COST PER KGALS
TURF SF	740,020	45.3%	100%	17.0	\$8.78
PLANT SF	892,920	54.7%	20%	20.5	
TOTAL AREA	1,633,509		TOTAL	37.5	

MONTH	Turf Budget		Plants Budget		Total Budgeted		Actual Usage	
	WATER BUDGET (KGALS)	COST PER MONTH	WATER BUDGET (KGALS)	COST PER MONTH	WATER BUDGET (KGALS)	WATER BUDGET	ACTUAL KGAL	ACTUAL COST
JANUARY	1,437.8	\$12,824.26	518.8	\$154.12	1,956.7	\$12,778.38	1838	\$9,581.98
FEBRUARY	1,783.4	\$15,858.42	543.5	\$191.16	2,426.9	\$15,849.58	1831	\$8,542.78
MARCH	3,141.0	\$27,575.32	1,133.4	\$336.89	4,274.4	\$27,818.01	0	\$0.00
APRIL	3,755.5	\$32,973.24	1,289.9	\$489.64	5,336.4	\$33,442.88	0	\$0.00
MAY	4,813.4	\$42,261.68	2,032.8	\$752.42	7,346.2	\$43,013.89	0	\$0.00
JUNE	5,183.6	\$45,912.36	2,227.6	\$819.30	7,911.3	\$46,322.68	0	\$0.00
JULY	4,806.3	\$42,723.85	2,509.0	\$799.89	7,426.8	\$43,480.57	0	\$0.00
AUGUST	4,284.4	\$37,817.35	2,254.5	\$809.74	6,538.9	\$38,287.09	0	\$0.00
SEPTEMBER	3,543.9	\$31,115.99	1,491.9	\$443.18	5,035.8	\$31,058.78	0	\$0.00
OCTOBER	2,891.2	\$25,736.16	1,007.7	\$114.20	3,988.9	\$26,050.36	0	\$0.00
NOVEMBER	2,002.9	\$17,585.73	632.4	\$187.86	2,635.3	\$17,773.58	0	\$0.00
DECEMBER	1,389.4	\$12,198.95	436.7	\$139.31	1,826.0	\$12,328.86	0	\$0.00
ANNUAL TOTAL	39,133.0	\$343,587.35	17,572.7	\$5,226.29	56,705.7	\$348,807.65	3069	\$ 19,104.76




## Mountain Park Ranch HOA

Tracking	
DOLLAR TO BUDGET	% TO BUDGET
\$ (3,216.40)	75%
\$ (8,398.80)	60%
\$ -	0%
\$ -	0%
\$ -	0%
\$ -	0%
\$ -	0%
\$ -	0%
\$ -	0%
\$ -	0%
\$ -	0%
\$ -	0%
\$ -	0%
\$ -	0%
\$ -	0%
\$ (9,523.21)	5%

YOY TOTAL (KGALS)				RAINFALL			
2020	2021	2022	2023	2020	2021	2022	2023
887	886	2074	1638	0.19	0.88	0.11	1.68
1,896	1,432	2284	1521	1.34	0.83	0.28	0.18
1,235	3,887	3848	0	0.97	0.37	0.15	
2,091	5,540	9199	0	0.08	0.03	0.00	
3,712	6,015	7882	0	0.00	0.00	0.00	
5,028	6,421	8338	0	0.00	0.17	0.10	
6,415	4,738	5788	0	0.10	1.70	0.21	
8,715	3,437	6209	0	0.95	1.94	0.81	
6,830	2,952	3899	0	0.00	0.78	0.79	
2,962	6,931	4845	0	0.00	0.32	0.89	
5,395	4,901	5272	0	0.00	0.00	0.04	
1,131	1,488	1756	0	0.45	1.53	2.01	
47,685	49,819	55673	3969	3.97	7.11	5.79	1.41

YTD TO BUDGET	YOY DIFF +/- 2018
-\$9,523.21	\$ 19,104.76



Continuing the trend, we have used only 5% pf the annual budget for the first two months of 2023

The reporting that we can do with Weathermatic Controllers is amazing. The bar graph below shows the complete runtimes by month for the last 12 months. You can see the drastic dip in runtimes over the last 120 days with all the weather events we have been seeing in The Valley of the Sun 🌞

